




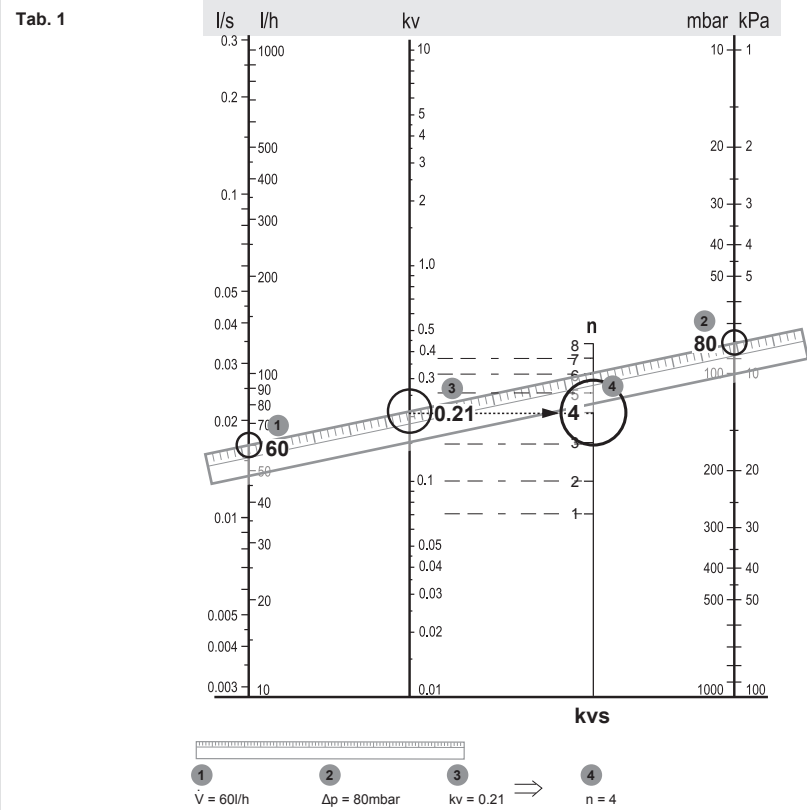
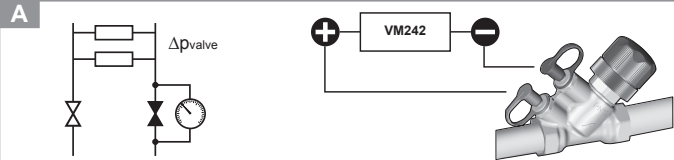
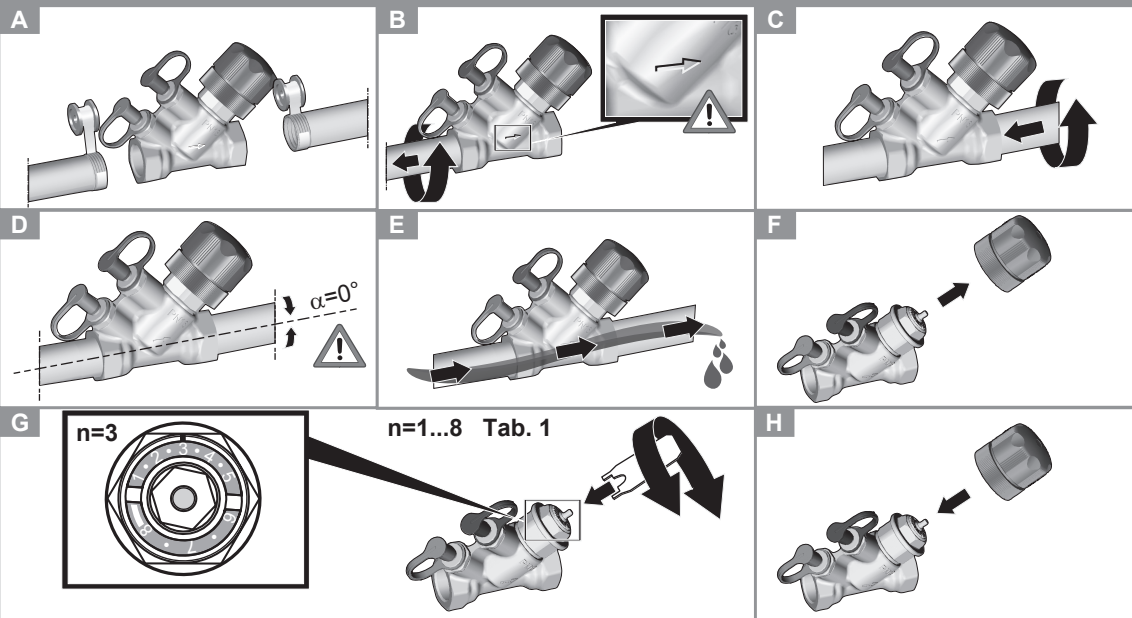
Braukmann V5032LF

















 -20...130°C (-4...266°F)
Max. 16bar (232psi)



V5032Y0015LF



V5032LF

		
 1/2" (DN15) 10 mm FIG1/2CS10 1/2" (DN15) 12 mm FIG1/2CS12 1/2" (DN15) 14 mm FIG1/2CS14 1/2" (DN15) 15 mm FIG1/2CS15 1/2" (DN15) 15 mm FIG1/2CS15-10 1/2" (DN15) 16 mm FIG1/2CS16	 1/2" (DN15) 12 mm FIG1/2CSS12 1/2" (DN15) 15 mm FIG1/2CSS14 1/2" (DN15) 15 mm FIG1/2CSS15 1/2" (DN15) 16 mm FIG1/2CSS16 1/2" (DN15) 18 mm FIG1/2CSS18	 DN15 VA2510D015
 1/2" (DN15) VB550Y0015	 1/2" (DN15) V5000Y0015	 VM242A0101
		 VA8201FV02
 VA3401A008	 DN15 ... DN25 VA2501A010	 VA3600C001
		
 VS2600C001	 VS1200FV01	